


You should plug white circle as it shown on picture



Now You plug in iron cover through these two small stick



And screw it into the necessary place




Now you will use this.
But make sure All
screws and nuts are
taken off



Now plug it into place
make sure you start
from bottom.



And then plug the one
on top



You may screw it as it is necessary




This picture should give you idea how much you should screw.



Now Firstly plug nut



And then screw



Screw as it is
necessary



Now another piece you
should plug as shown
on picture



This is OK position.



Same progress again.
First nut you should
plug



And screw it



And stick goes into the hole



You may also use some tool if you need



Now plastic cover takes places



This is final step you must do.

Now your joystick is ready